

Signify Classified - Internal
Cooper Lighting Solutions Photometric Lab
1121 Highway 74 South
Peachtree City, GA 30269



Scaled data based on original data using
LM-79-08 Approved Method: Electrical and Photometric Measurements of Solid-
State Lighting Products

Test Report Prepared for
Cooper Lighting Solutions
(formerly Eaton)

Brand: INVUE

Report Number: P870745

Luminaire Tested: **EMM2-HTN-SA3A-830-U-T2U-HSS**

Issue Date: 09/05/2024



Test Information

Test Method: LM-79-08
Report Number: P870745
Test Lab: INNOVATION CENTER(G3)
Issue Date: 09/05/2024
Manufacturer: COOPER LIGHTING SOLUTIONS (FORMERLY EATON)
Product Line: INVUE
Catalog Number: EMM2-HTN-SA3A-830-U-T2U-HSS
Description: EPIC MODERN TALL HOUSING DISCRETE LED ARRAYS 130W 80CRI 3000K
FIXTURE w/ TYPE II URBAN DISTRIBUTION OPTIC AND HOUSE SIDE SHIELD
Light Source: (30) 3000K CCT, 80 CRI LEDS
Ballast/Driver: ELECTRONIC DRIVER

Summary

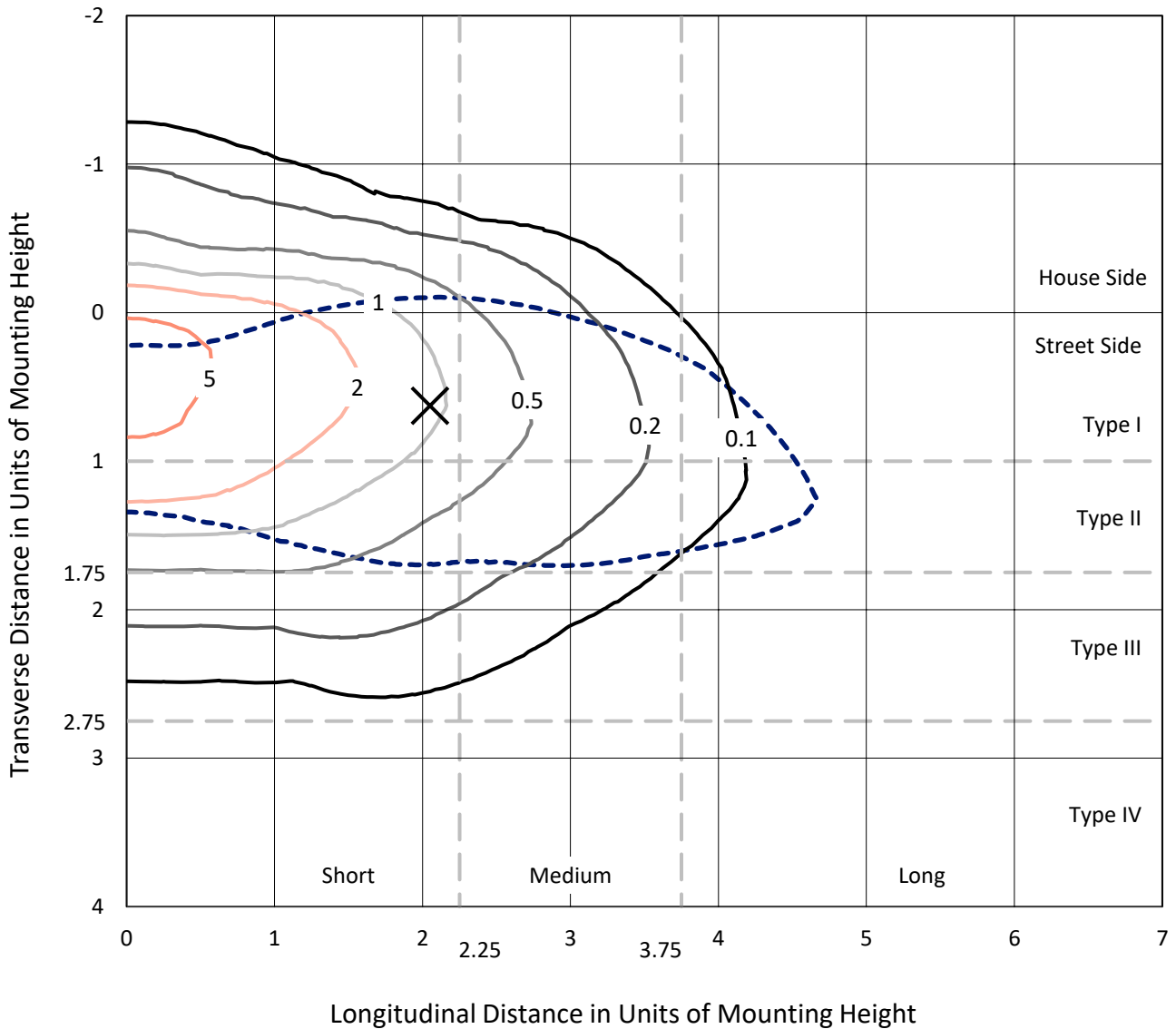
Lumens per Lamp: N/A
Luminaire Lumens: 9991.1 lumens
Efficiency: N/A
Efficacy: 88.4 lumens/watt
Luminous Opening: Rectangular (W 1' x L: 0.33' x H: 0')
IES Classification: Type II - Short
BUG Rating: B1 - U0 - G2

Input Watts (W): 113
Input Voltage (V): 120
Input Current (A_{in}): NR
Voltage Rise (V): NR
Power Factor: 0.99
Total Harmonic Distortion (THDi): 7.77%
Frequency (hertz): 60
Stabilization Time: NR
Operation Time: NR
Ambient Temperature (°C): NR
Test Distance: 24 FT

REPORT NUMBER: P870745
 CATALOG NUMBER: EMM2-HTN-SA3A-830-U-T2U-HSS

Iso-Footcandle Lines of Horizontal Illumination

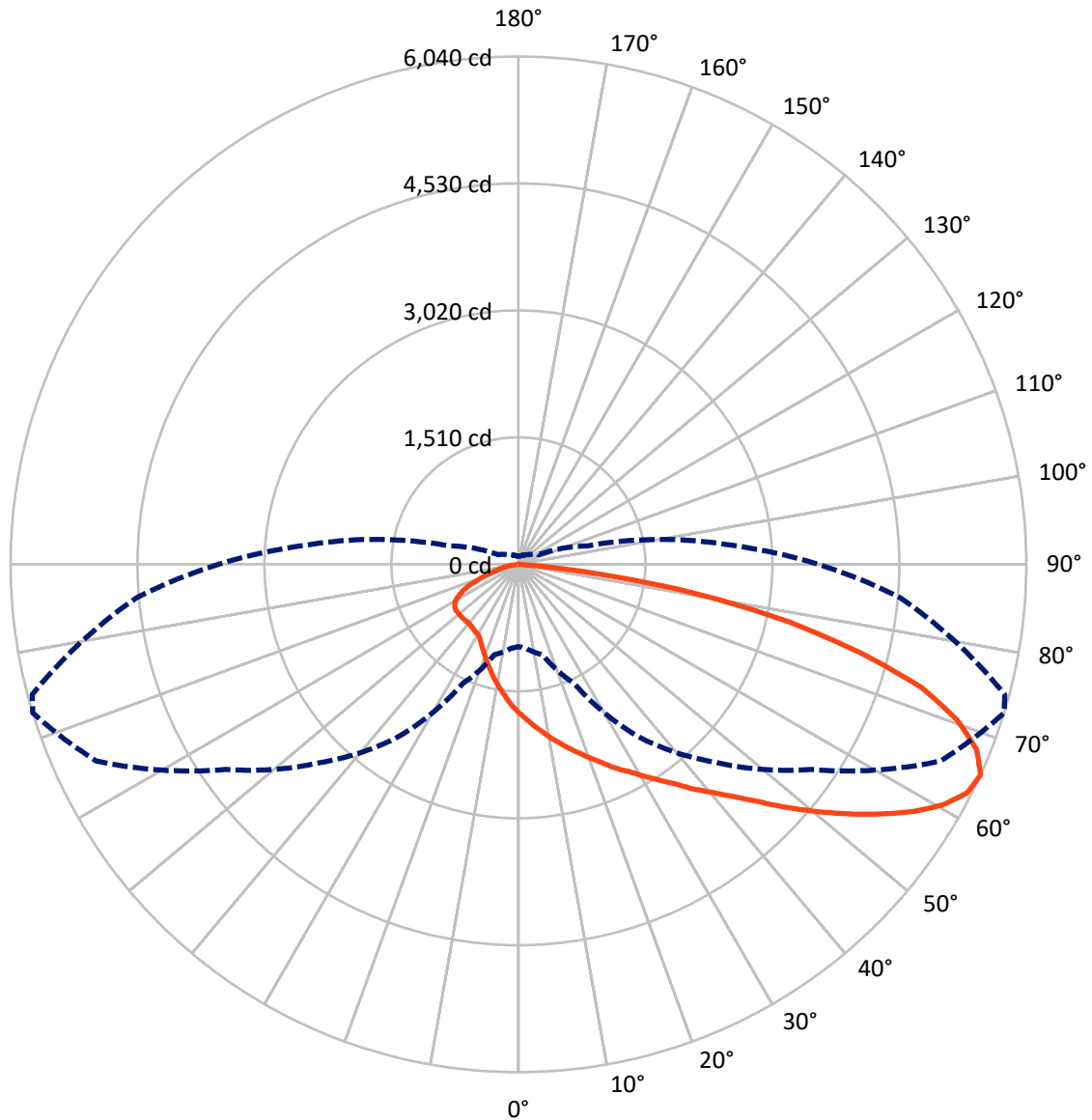
✕ Max cd
 - - - 1/2 Max cd



Based on 20 foot mounting height. Maximum calculated value = 7.2 fc
 Type II - Short - N/A

REPORT NUMBER: P870745
CATALOG NUMBER: EMM2-HTN-SA3A-830-U-T2U-HSS

Luminous Intensity Polar Plot



— Vertical Plane Through 73-Deg Lateral - - - Horizontal Cone Through 65-Deg Vertical

REPORT NUMBER: P870745

CATALOG NUMBER: EMM2-HTN-SA3A-830-U-T2U-HSS

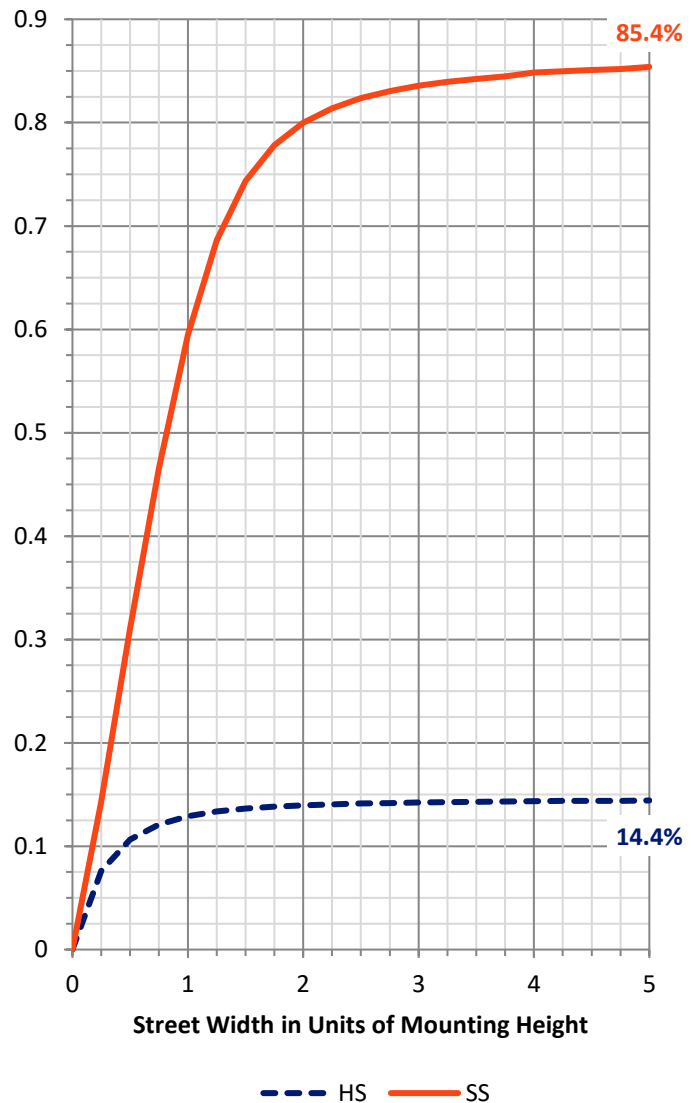
FLUX DISTRIBUTION:

		Downward	Upward	Total
House Side	Lumens	1452.9	0.0	1452.9
	% Fixture	14.5	0.0	14.5
Street Side	Lumens	8538.2	0.0	8538.2
	% Fixture	85.5	0.0	85.5
Total	Lumens	9991.1	0.0	9991.1
	% Fixture	100.0	0.0	100.0

Coefficient of Utilization

ZONAL LUMENS:

Zone	Lumens	% Fixture
0°-10°	171.1	1.7
10°-20°	520.0	5.2
20°-30°	870.8	8.7
30°-40°	1313.6	13.1
40°-50°	1856.0	18.6
50°-60°	2088.4	20.9
60°-70°	1872.8	18.7
70°-80°	1139.0	11.4
80°-90°	159.4	1.6
90°-100°	0.0	0.0
100°-110°	0.0	0.0
110°-120°	0.0	0.0
120°-130°	0.0	0.0
130°-140°	0.0	0.0
140°-150°	0.0	0.0
150°-160°	0.0	0.0
160°-170°	0.0	0.0
170°-180°	0.0	0.0
0°-90°	9991.1	100.0
0°-180°	9991.1	100.0



REPORT NUMBER: P870745

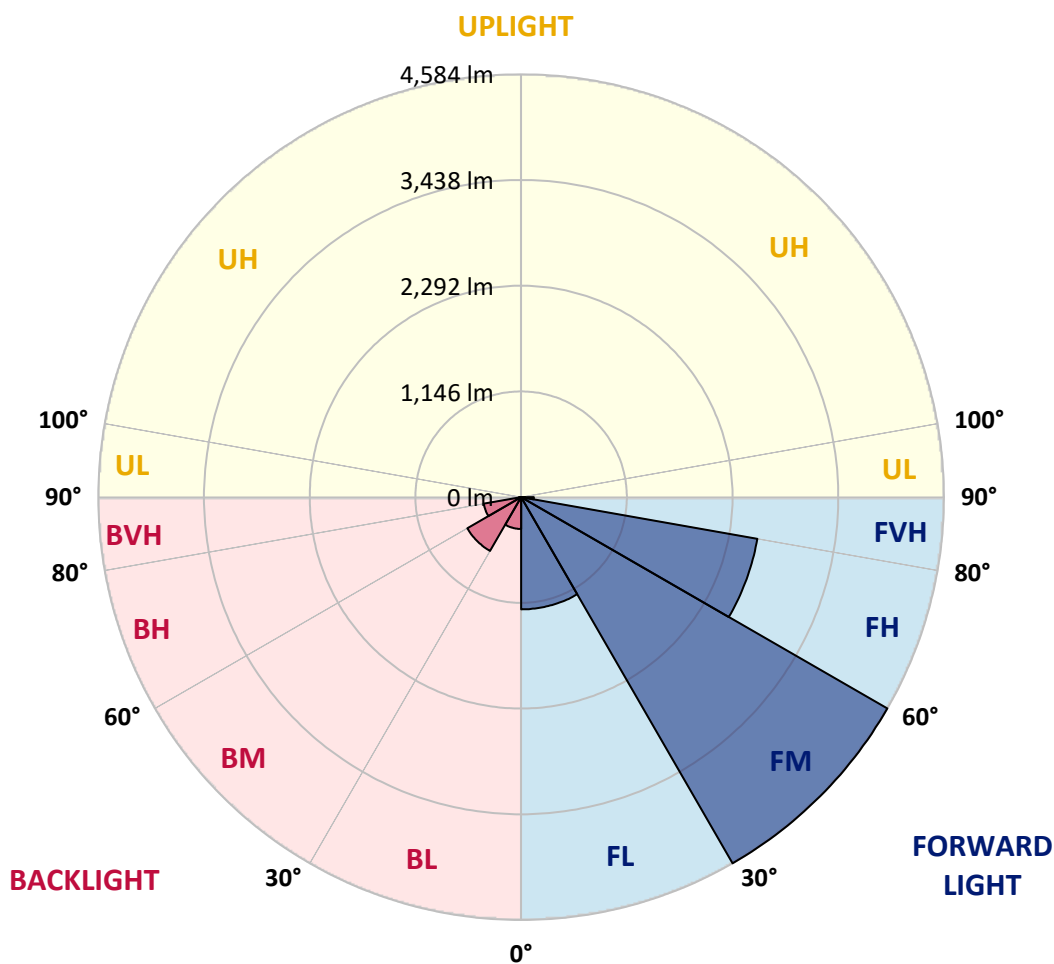
CATALOG NUMBER: EMM2-HTN-SA3A-830-U-T2U-HSS

LUMINAIRE CLASSIFICATION SYSTEM LUMEN TABLE AND BUG RATING:

Zone	Lumens	% Fixture	Zone Rating/Lumen Limit		
			B	U	G
FL (0°-30°)	1216.7	12.2			
FM (30°-60°)	4584.3	45.9			
FH (60°-80°)	2600.3	26.0			G2/5000
FVH (80°-90°)	136.9	1.4			G2/225
BL (0°-30°)	345.2	3.5	B1/500		
BM (30°-60°)	673.7	6.7	B1/1000		
BH (60°-80°)	411.5	4.1	B1/500		G1/500
BVH (80°-90°)	22.5	0.2			G1/100
UL (90°-100°)	0.0	0.0		U0/0	
UH (100°-180°)	0.0	0.0		U0/0	

BUG Rating: B1-U0-G2

Type II Short





REPORT NUMBER: P870745

CATALOG NUMBER: EMM2-HTN-SA3A-830-U-T2U-HSS

CANDELA DISTRIBUTION (FULL):

	0°	5°	15°	25°	35°	45°	55°	65°	73°	75°	85°
0°	1772.4	1772.4	1772.4	1772.4	1772.4	1772.4	1772.4	1772.4	1772.4	1772.4	1772.4
2.5°	2045.8	2034.0	2016.4	2001.7	1975.3	1940.0	1910.6	1872.4	1845.9	1837.1	1798.9
5°	2342.7	2328.0	2307.4	2272.1	2201.6	2160.4	2084.0	1995.8	1925.3	1910.6	1822.4
7.5°	2648.4	2642.5	2595.5	2542.6	2457.3	2366.2	2248.6	2110.5	2007.6	1984.1	1848.9
10°	2907.0	2880.6	2854.1	2804.2	2713.0	2583.7	2430.9	2239.8	2095.8	2057.6	1875.3
12.5°	3062.8	3054.0	3030.5	2971.7	2883.5	2771.8	2589.6	2366.2	2181.0	2128.1	1901.8
15°	3177.5	3186.3	3162.8	3124.5	3033.4	2927.6	2751.2	2498.5	2272.1	2210.4	1931.2
17.5°	3286.2	3280.3	3277.4	3233.3	3151.0	3045.2	2865.9	2607.2	2363.3	2295.6	1960.6
20°	3347.9	3350.9	3345.0	3327.4	3248.0	3145.1	2977.6	2736.6	2463.2	2386.8	1998.8
22.5°	3380.3	3392.0	3403.8	3400.8	3336.2	3256.8	3083.4	2839.4	2566.1	2486.7	2045.8
25°	3400.8	3409.7	3436.1	3471.4	3412.6	3347.9	3201.0	2962.9	2686.6	2595.5	2101.6
27.5°	3418.5	3430.2	3462.6	3515.5	3468.5	3430.2	3303.9	3068.7	2789.5	2707.2	2166.3
30°	3533.1	3547.8	3547.8	3574.3	3521.4	3512.5	3418.5	3195.1	2918.8	2830.6	2248.6
32.5°	3835.9	3806.5	3753.6	3727.1	3600.7	3603.7	3530.2	3321.5	3056.9	2968.8	2351.5
35°	4097.5	4097.5	4032.8	3947.6	3744.8	3703.6	3659.5	3489.0	3206.9	3121.6	2486.7
37.5°	4350.3	4353.2	4285.6	4212.1	3979.9	3832.9	3809.4	3650.7	3392.0	3292.1	2627.8
40°	4509.0	4526.6	4509.0	4453.1	4229.8	4059.3	3956.4	3832.9	3568.4	3492.0	2789.5
42.5°	4535.4	4570.7	4635.4	4653.0	4412.0	4262.1	4144.5	4021.1	3780.0	3694.8	2974.6
45°	4467.8	4479.6	4623.6	4644.2	4547.2	4423.7	4344.4	4241.5	4032.8	3959.3	3180.4
47.5°	4282.7	4259.1	4309.1	4488.4	4526.6	4520.7	4541.3	4491.4	4326.8	4232.7	3406.7
50°	3885.8	3894.7	4056.3	4273.8	4406.1	4556.0	4688.3	4744.1	4623.6	4529.6	3650.7
52.5°	3162.8	3203.9	3512.5	4026.9	4256.2	4532.5	4794.1	4982.2	4932.3	4841.1	3891.7
55°	2598.4	2660.1	2968.8	3630.1	4050.4	4417.9	4855.8	5232.1	5240.9	5170.3	4112.2
57.5°	2034.0	2084.0	2410.3	3015.8	3756.5	4238.6	4864.7	5446.6	5546.6	5464.3	4306.2
60°	1593.1	1628.4	1819.5	2513.2	3395.0	3982.8	4800.0	5617.1	5805.3	5743.5	4473.7
62.5°	1208.1	1234.5	1405.0	1987.0	2951.1	3683.0	4582.5	5678.9	5987.5	5928.7	4567.8
65°	978.8	1002.3	1114.0	1560.8	2513.2	3336.2	4253.3	5537.8	6040.4	5987.5	4556.0
67.5°	799.5	808.3	899.4	1216.9	2125.2	2945.2	3771.2	5170.3	5878.7	5875.8	4420.8
70°	646.7	670.2	746.6	970.0	1766.6	2495.5	3209.8	4594.2	5529.0	5558.3	4150.4
72.5°	549.7	555.5	623.1	802.4	1440.3	2025.2	2657.2	3929.9	5014.6	5038.1	3727.1
75°	464.4	473.2	523.2	649.6	1169.9	1607.8	2136.9	3174.5	4197.4	4297.4	3139.2
77.5°	399.8	402.7	438.0	535.0	831.8	1208.1	1566.7	2380.9	3286.2	3356.8	2466.1
80°	314.5	320.4	358.6	423.3	579.1	784.8	1081.7	1628.4	2195.7	2275.1	1707.8
82.5°	147.0	164.6	173.4	232.2	302.8	388.0	511.5	679.0	993.5	990.6	796.6
85°	14.7	11.8	11.8	17.6	26.5	26.5	32.3	38.2	76.4	91.1	70.5
87.5°	0.0	0.0	0.0	2.9	5.9	5.9	5.9	8.8	8.8	8.8	8.8
90°	0.0	0.0	0.0	0.0	0.0	0.0	0.0	0.0	0.0	0.0	0.0



REPORT NUMBER: P870745

CATALOG NUMBER: EMM2-HTN-SA3A-830-U-T2U-HSS

CANDELA DISTRIBUTION (continued):

	90°	95°	105°	115°	125°	135°	145°	155°	165°	175°	180°
0°	1772.4	1772.4	1772.4	1772.4	1772.4	1772.4	1772.4	1772.4	1772.4	1772.4	1772.4
2.5°	1781.3	1754.8	1707.8	1663.7	1634.3	1610.8	1572.6	1549.0	1531.4	1507.9	1505.0
5°	1775.4	1728.3	1634.3	1554.9	1478.5	1413.8	1346.2	1305.1	1261.0	1240.4	1258.0
7.5°	1781.3	1704.8	1557.9	1437.4	1322.7	1219.8	1131.7	1075.8	1034.7	1014.1	1017.0
10°	1784.2	1684.3	1493.2	1325.7	1178.7	1058.2	958.2	881.8	831.8	820.1	805.4
12.5°	1778.3	1657.8	1428.5	1216.9	1040.5	908.3	790.7	731.9	681.9	658.4	658.4
15°	1784.2	1637.2	1360.9	1117.0	917.1	764.2	664.3	599.6	570.2	549.7	552.6
17.5°	1784.2	1619.6	1296.3	1020.0	796.6	655.5	564.4	511.5	482.1	470.3	467.4
20°	1804.8	1604.9	1234.5	928.8	690.8	558.5	485.0	443.8	420.3	408.6	402.7
22.5°	1819.5	1593.1	1178.7	840.7	602.6	487.9	426.2	388.0	370.4	364.5	364.5
25°	1845.9	1590.2	1128.7	755.4	532.0	435.0	379.2	349.8	335.1	329.2	329.2
27.5°	1884.1	1596.1	1081.7	681.9	479.1	382.1	341.0	317.5	308.6	305.7	302.8
30°	1940.0	1622.5	1052.3	626.1	429.1	349.8	311.6	296.9	291.0	288.1	288.1
32.5°	2013.5	1669.6	1040.5	596.7	399.8	323.3	291.0	279.2	273.4	273.4	270.4
35°	2104.6	1722.5	1031.7	570.2	379.2	305.7	276.3	264.5	261.6	261.6	261.6
37.5°	2213.3	1778.3	1017.0	552.6	367.4	291.0	264.5	252.8	252.8	252.8	252.8
40°	2333.9	1860.6	1014.1	540.8	358.6	282.2	252.8	241.0	241.0	241.0	241.0
42.5°	2469.1	1948.8	1011.1	532.0	352.7	276.3	241.0	229.3	229.3	229.3	229.3
45°	2633.7	2060.5	1017.0	526.1	352.7	270.4	232.2	217.5	214.6	214.6	214.6
47.5°	2795.3	2166.3	1022.9	520.3	346.8	261.6	220.5	205.8	202.8	199.9	199.9
50°	2968.8	2275.1	1022.9	514.4	341.0	252.8	211.6	191.1	188.1	185.2	185.2
52.5°	3139.2	2366.2	1025.8	505.6	326.3	238.1	196.9	179.3	173.4	170.5	167.5
55°	3303.9	2463.2	1028.8	490.9	308.6	223.4	188.1	167.5	158.7	152.8	152.8
57.5°	3427.3	2542.6	1014.1	461.5	285.1	208.7	173.4	152.8	141.1	135.2	135.2
60°	3544.9	2592.5	987.6	417.4	261.6	194.0	161.7	138.2	126.4	120.5	120.5
62.5°	3591.9	2601.3	925.9	341.0	232.2	179.3	147.0	126.4	117.6	114.6	114.6
65°	3565.5	2563.1	843.6	270.4	205.8	161.7	135.2	117.6	105.8	97.0	97.0
67.5°	3421.4	2430.9	731.9	214.6	179.3	147.0	123.5	105.8	94.1	85.2	85.2
70°	3148.1	2219.2	570.2	170.5	155.8	129.3	111.7	97.0	85.2	76.4	76.4
72.5°	2745.4	1925.3	414.5	144.0	135.2	114.6	99.9	88.2	76.4	70.5	70.5
75°	2263.3	1484.4	293.9	123.5	120.5	102.9	91.1	79.4	70.5	64.7	64.7
77.5°	1699.0	1034.7	229.3	108.8	105.8	94.1	82.3	73.5	64.7	61.7	58.8
80°	1131.7	640.8	173.4	82.3	79.4	73.5	67.6	61.7	52.9	47.0	47.0
82.5°	505.6	270.4	88.2	47.0	41.2	35.3	29.4	20.6	20.6	17.6	17.6
85°	52.9	35.3	17.6	11.8	11.8	8.8	8.8	8.8	5.9	5.9	5.9
87.5°	8.8	8.8	5.9	5.9	5.9	2.9	2.9	2.9	2.9	2.9	2.9
90°	0.0	0.0	0.0	0.0	0.0	0.0	0.0	0.0	0.0	0.0	0.0

Cooper Lighting Solutions Photometric Lab
1121 Highway 74 South
Peachtree City, GA 30269



LM-79-2019: Approved Method: Electrical and Photometric Measurements of Solid-State Lighting Products

Report Prepared for

Cooper Lighting Solutions

Streetworks

Report Number: SP1-2407-157-7

Test Date: 09/05/2024

Luminaire Tested: MEM2-HTN-SA-40-830-U-5WQ

Data in this report applies to families of products including MEM2-HTN-SA-40-830-U-5WQ

Test Information

Test Method: LM-79-2019
 Report Number: SP1-2407-157-7
 Test Lab: COOPER LIGHTING SOLUTIONS
 Photometer: SP1 - 76IN SPHERE
 Measurement Geometry: 4π
 Issue Date: 09/05/2024
 Manufacturer: COOPER LIGHTING SOLUTIONS
 Product Line: Streetworks
 Catalog Number: **MEM2-HTN-SA-40-830-U-5WQ**
 Description: Epic Modern Light Square 40W 5WQ Optic

Spectral Parameters

CCT (K): 3126
 CIE u': 0.2465
 CIE v': 0.5182
 Duv: -0.0004
 CIE x: 0.4277
 CIE y: 0.3997
 CIE z: 0.1727
 Peak Wavelength (nm): 601
 Dominant Wavelength (nm): 582
 Purity: 48.31913
 Rf: 84.4
 Rg: 94.7

CRI (Ra):	82.6		
R1:	81.4	R9:	5.1
R2:	92.2	R10:	82.2
R3:	94.9	R11:	79.8
R4:	80.1	R12:	70.4
R5:	81.8	R13:	84.2
R6:	90.5	R14:	97.9
R7:	81.8	R15:	73.6
R8:	58.0		



Test Conditions

Stabilization Time: 22M
 Operation Time: 1H 22M
 Sphere Temperature (°C): 24.3

REPORT NUMBER: SP1-2407-157-7

Measurement and Test Equipment			
Instrument	Identification Number	Calibration Date	Calibration Due Date
Photometer	IN0058	6/18/2024	12/18/2024
Power Meter	INXT2011004	2/8/2024	2/8/2025
AC Power Source	IN0063	10/24/2023	10/24/2024
DC Power Source	IN0208	10/24/2023	10/24/2024
Sphere Thermometer	IN0085	10/24/2023	10/24/2024
Room Thermometer	IN0046	10/24/2023	10/24/2024

REPORT NUMBER: SP1-2407-157-7

CIE 1931 Chromaticity Diagram



CIE 1931 Chromaticity Diagram with 2017 ANSI 7-Step and 4-Step Quadrangles



Point lies inside the ANSI 3000K 4-step quadrangle

REPORT NUMBER: SP1-2407-157-7

Photopic Flux vs. Wavelength



Photopic Lumens: NR

λ (nm)	Power W [^] /nm	Lumens (φ/nm)	λ (nm)	Power W [^] /nm	Lumens (φ/nm)	λ (nm)	Power W [^] /nm	Lumens (φ/nm)	λ (nm)	Power W [^] /nm	Lumens (φ/nm)	λ (nm)	Power W [^] /nm	Lumens (φ/nm)
360	0	NR	490	258	NR	620	908	NR	750	26	NR	880	1	NR
365	0	NR	495	297	NR	625	857	NR	755	22	NR	885	0	NR
370	0	NR	500	345	NR	630	801	NR	760	19	NR	890	0	NR
375	0	NR	505	391	NR	635	738	NR	765	16	NR	895	0	NR
380	0	NR	510	426	NR	640	675	NR	770	14	NR	900	0	NR
385	0	NR	515	456	NR	645	610	NR	775	12	NR	905	0	NR
390	0	NR	520	480	NR	650	547	NR	780	10	NR	910	0	NR
395	0	NR	525	500	NR	655	488	NR	785	9	NR	915	0	NR
400	0	NR	530	517	NR	660	429	NR	790	7	NR	920	0	NR
405	2	NR	535	538	NR	665	378	NR	795	6	NR	925	0	NR
410	4	NR	540	558	NR	670	328	NR	800	5	NR	930	0	NR
415	9	NR	545	584	NR	675	285	NR	805	5	NR	935	0	NR
420	16	NR	550	611	NR	680	247	NR	810	4	NR	940	0	NR
425	31	NR	555	646	NR	685	212	NR	815	3	NR	945	0	NR
430	56	NR	560	687	NR	690	183	NR	820	3	NR	950	0	NR
435	101	NR	565	731	NR	695	156	NR	825	3	NR	955	0	NR
440	178	NR	570	780	NR	700	133	NR	830	2	NR	960	0	NR
445	323	NR	575	832	NR	705	114	NR	835	2	NR	965	0	NR
450	566	NR	580	883	NR	710	96	NR	840	2	NR	970	0	NR
455	645	NR	585	927	NR	715	82	NR	845	1	NR	975	0	NR
460	457	NR	590	963	NR	720	70	NR	850	1	NR	980	0	NR
465	365	NR	595	985	NR	725	59	NR	855	1	NR	985	0	NR
470	317	NR	600	998	NR	730	50	NR	860	1	NR	990	0	NR
475	244	NR	605	994	NR	735	43	NR	865	1	NR	995	0	NR
480	218	NR	610	978	NR	740	36	NR	870	1	NR	1000	0	NR
485	233	NR	615	947	NR	745	31	NR	875	1	NR			

REPORT NUMBER: SP1-2407-157-7

Scotopic Flux vs. Wavelength



Scotopic Lumens: NR

S/P: 1.42

λ (nm)	Power W [^] /nm	Lumens (φ/nm)	λ (nm)	Power W [^] /nm	Lumens (φ/nm)	λ (nm)	Power W [^] /nm	Lumens (φ/nm)	λ (nm)	Power W [^] /nm	Lumens (φ/nm)	λ (nm)	Power W [^] /nm	Lumens (φ/nm)
360	0	NR	490	258	NR	620	908	NR	750	26	NR	880	1	NR
365	0	NR	495	297	NR	625	857	NR	755	22	NR	885	0	NR
370	0	NR	500	345	NR	630	801	NR	760	19	NR	890	0	NR
375	0	NR	505	391	NR	635	738	NR	765	16	NR	895	0	NR
380	0	NR	510	426	NR	640	675	NR	770	14	NR	900	0	NR
385	0	NR	515	456	NR	645	610	NR	775	12	NR	905	0	NR
390	0	NR	520	480	NR	650	547	NR	780	10	NR	910	0	NR
395	0	NR	525	500	NR	655	488	NR	785	9	NR	915	0	NR
400	0	NR	530	517	NR	660	429	NR	790	7	NR	920	0	NR
405	2	NR	535	538	NR	665	378	NR	795	6	NR	925	0	NR
410	4	NR	540	558	NR	670	328	NR	800	5	NR	930	0	NR
415	9	NR	545	584	NR	675	285	NR	805	5	NR	935	0	NR
420	16	NR	550	611	NR	680	247	NR	810	4	NR	940	0	NR
425	31	NR	555	646	NR	685	212	NR	815	3	NR	945	0	NR
430	56	NR	560	687	NR	690	183	NR	820	3	NR	950	0	NR
435	101	NR	565	731	NR	695	156	NR	825	3	NR	955	0	NR
440	178	NR	570	780	NR	700	133	NR	830	2	NR	960	0	NR
445	323	NR	575	832	NR	705	114	NR	835	2	NR	965	0	NR
450	566	NR	580	883	NR	710	96	NR	840	2	NR	970	0	NR
455	645	NR	585	927	NR	715	82	NR	845	1	NR	975	0	NR
460	457	NR	590	963	NR	720	70	NR	850	1	NR	980	0	NR
465	365	NR	595	985	NR	725	59	NR	855	1	NR	985	0	NR
470	317	NR	600	998	NR	730	50	NR	860	1	NR	990	0	NR
475	244	NR	605	994	NR	735	43	NR	865	1	NR	995	0	NR
480	218	NR	610	978	NR	740	36	NR	870	1	NR	1000	0	NR
485	233	NR	615	947	NR	745	31	NR	875	1	NR			

REPORT NUMBER: SP1-2407-157-7

Melanopic Flux vs. Wavelength



Melanopic Lumens: NR

M/P: 2.79

λ (nm)	Power W [^] /nm	Lumens (φ/nm)	λ (nm)	Power W [^] /nm	Lumens (φ/nm)	λ (nm)	Power W [^] /nm	Lumens (φ/nm)	λ (nm)	Power W [^] /nm	Lumens (φ/nm)	λ (nm)	Power W [^] /nm	Lumens (φ/nm)
360	0	NR	490	258	NR	620	908	NR	750	26	NR	880	1	NR
365	0	NR	495	297	NR	625	857	NR	755	22	NR	885	0	NR
370	0	NR	500	345	NR	630	801	NR	760	19	NR	890	0	NR
375	0	NR	505	391	NR	635	738	NR	765	16	NR	895	0	NR
380	0	NR	510	426	NR	640	675	NR	770	14	NR	900	0	NR
385	0	NR	515	456	NR	645	610	NR	775	12	NR	905	0	NR
390	0	NR	520	480	NR	650	547	NR	780	10	NR	910	0	NR
395	0	NR	525	500	NR	655	488	NR	785	9	NR	915	0	NR
400	0	NR	530	517	NR	660	429	NR	790	7	NR	920	0	NR
405	2	NR	535	538	NR	665	378	NR	795	6	NR	925	0	NR
410	4	NR	540	558	NR	670	328	NR	800	5	NR	930	0	NR
415	9	NR	545	584	NR	675	285	NR	805	5	NR	935	0	NR
420	16	NR	550	611	NR	680	247	NR	810	4	NR	940	0	NR
425	31	NR	555	646	NR	685	212	NR	815	3	NR	945	0	NR
430	56	NR	560	687	NR	690	183	NR	820	3	NR	950	0	NR
435	101	NR	565	731	NR	695	156	NR	825	3	NR	955	0	NR
440	178	NR	570	780	NR	700	133	NR	830	2	NR	960	0	NR
445	323	NR	575	832	NR	705	114	NR	835	2	NR	965	0	NR
450	566	NR	580	883	NR	710	96	NR	840	2	NR	970	0	NR
455	645	NR	585	927	NR	715	82	NR	845	1	NR	975	0	NR
460	457	NR	590	963	NR	720	70	NR	850	1	NR	980	0	NR
465	365	NR	595	985	NR	725	59	NR	855	1	NR	985	0	NR
470	317	NR	600	998	NR	730	50	NR	860	1	NR	990	0	NR
475	244	NR	605	994	NR	735	43	NR	865	1	NR	995	0	NR
480	218	NR	610	978	NR	740	36	NR	870	1	NR	1000	0	NR
485	233	NR	615	947	NR	745	31	NR	875	1	NR			

Summary

$R_f = 84.4$
 $R_g = 94.7$
 $CIE R_a = 82.6$
 $R_9 = 5.1$



Color Vector Graphics



Individual Sample Fidelity Index ($R_{f,i}$)

CES01 = 86	CES26 = 86	CES51 = 93	CES76 = 82
CES02 = 63	CES27 = 92	CES52 = 93	CES77 = 84
CES03 = 31	CES28 = 94	CES53 = 89	CES78 = 81
CES04 = 70	CES29 = 92	CES54 = 89	CES79 = 90
CES05 = 49	CES30 = 91	CES55 = 86	CES80 = 89
CES06 = 51	CES31 = 93	CES56 = 85	CES81 = 72
CES07 = 42	CES32 = 85	CES57 = 83	CES82 = 95
CES08 = 41	CES33 = 97	CES58 = 84	CES83 = 94
CES09 = 29	CES34 = 92	CES59 = 91	CES84 = 91
CES10 = 76	CES35 = 96	CES60 = 90	CES85 = 74
CES11 = 59	CES36 = 81	CES61 = 87	CES86 = 68
CES12 = 65	CES37 = 96	CES62 = 83	CES87 = 84
CES13 = 43	CES38 = 86	CES63 = 87	CES88 = 88
CES14 = 74	CES39 = 98	CES64 = 79	CES89 = 75
CES15 = 71	CES40 = 96	CES65 = 78	CES90 = 89
CES16 = 47	CES41 = 96	CES66 = 77	CES91 = 73
CES17 = 50	CES42 = 97	CES67 = 76	CES92 = 63
CES18 = 56	CES43 = 91	CES68 = 80	CES93 = 77
CES19 = 72	CES44 = 99	CES69 = 85	CES94 = 61
CES20 = 66	CES45 = 93	CES70 = 78	CES95 = 73
CES21 = 87	CES46 = 90	CES71 = 74	CES96 = 84
CES22 = 79	CES47 = 94	CES72 = 91	CES97 = 88
CES23 = 92	CES48 = 83	CES73 = 74	CES98 = 85
CES24 = 91	CES49 = 91	CES74 = 90	CES99 = 76
CES25 = 72	CES50 = 93	CES75 = 78	



Color Rendition by Hue-Angle Bin



Measure Comparisons



(END OF REPORT)